

VX-700 E



Electrical connection

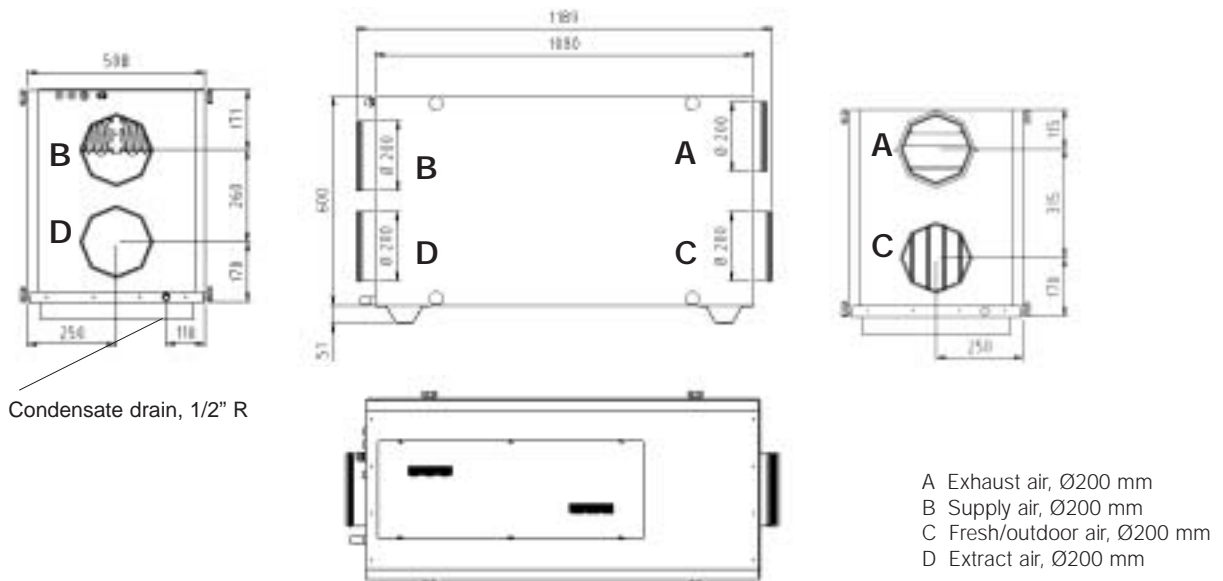
- Connection to mains supply via 1 m cable and plug for earthed connection
- 4-cores (12V) for signal from remote control panel, if installed. Connection via external plug or alternatively on terminal block in the junction box. Use twin plugs for installation of several control panels.
- 2-cores for potential free signal from separate timer, if installed

- **Flexible installation and simple maintenance**
- **Touch pad controls for user friendly operation from one or more remote control panels**
- **Automatic defrost function**
- **Built-in filter guard**
- **Inspection hatch on both sides**

The VX-700 E is a complete unit for ventilation of homes and smaller commercial buildings. The unit is double skinned, fully insulated and with complete control functions, equipped with centrifugal fans for inlet and extract air, cross flow heat exchanger, thermostat operated pre- and re-heater battery and filters. A special function between the pre- and re-heater battery ensures a low power consumption. The heat exchanger block can be replaced by a summer-block in periods when heat recovery is not required. Airflow and supply air temperature can be set from one or more user friendly control panels, type CE. Lamp indicators show chosen settings, electrical heater battery/defrosting in operation and time for filter change. Commissioning of airflow on normal ventilation, choice of service intervals between filter changes and override of separate timer, if installed, can also be made from the control panel. Alarm menu will show possible operation malfunctions.

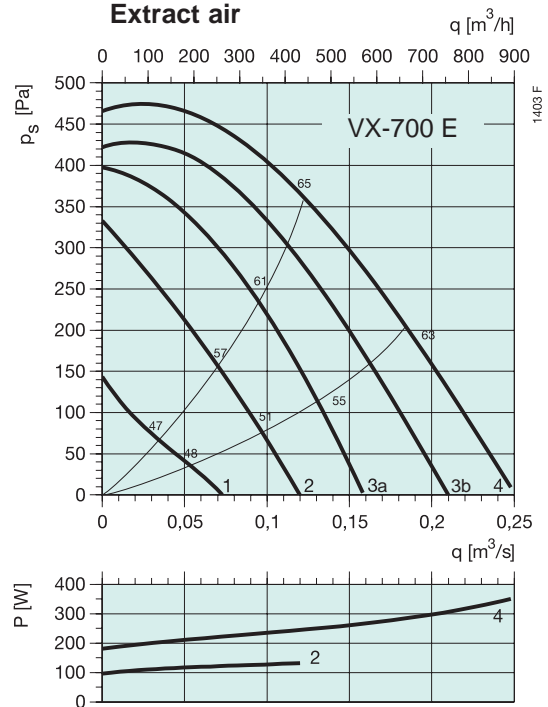
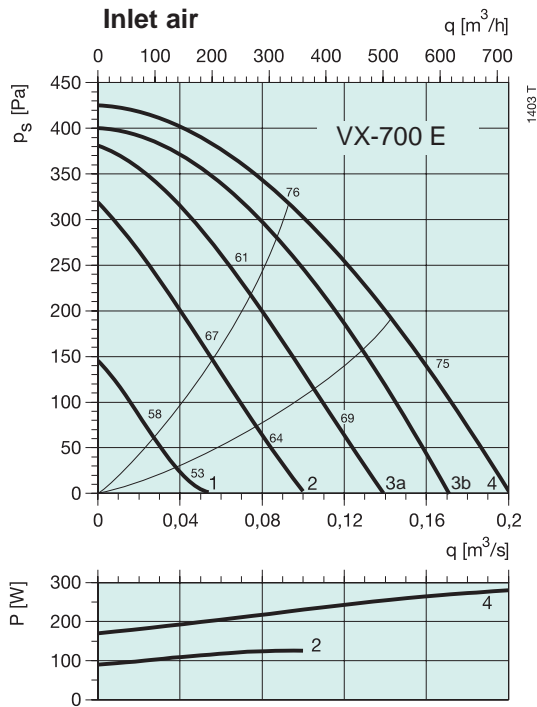
VX-700 E

Voltage/frequency	V/Hz	230-240 / 50
Phases	~	1
Motors	W	2 x 315
Pre-heater	W	2670
Re-heater	W	2670
Fuse	A	16
Net weight / incl. packing	kg	72/77
Filter, inlet	bag	EU7
Filter, extract		Aluminium



Capacity diagram

The diagram shows available pressure to duct



VX-700 E

Inlet

L_{WA} outlet, dB(A)	Tot	Octave band, Hz							
		63	125	250	500	1k	2k	4k	8k
4 max, 230 V	76	62	67	70	71	67	68	64	58
3a normal low, 160 V	69	52	58	62	63	61	61	55	47
2, 130 V	64	49	55	56	58	56	55	48	38

Extract

L_{WA} inlet, dB(A)	Tot	Octave band, Hz							
		63	125	250	500	1k	2k	4k	8k
4 max, 230 V	65	49	57	56	60	58	56	43	34
3a normal low, 160 V	55	41	44	48	51	48	46	34	20
2, 130 V	51	38	37	43	47	43	40	27	9

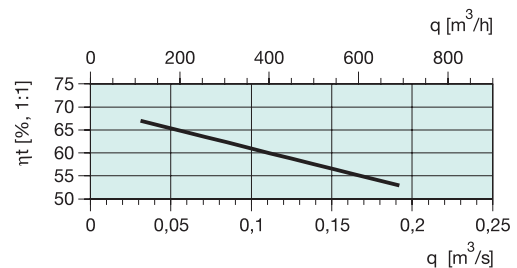
Sound level exhaust ~ supply air, outlet
 Sound level fresh air ~ extract air, inlet

Surroundings

L_{WA} , dB(A)	Tot	Octave band, Hz							
		63	125	250	500	1k	2k	4k	8k
4 max, 230 V	59	43	49	54	5	49	42	34	29
3a normal low, 160 V	44	25	33	41	40	29	15	-3	-9
2, 130 V	50	36	41	44	45	41	33	24	16

Temperature efficiency exchanger block

At air ratio 1:1 and air humidity 50%



NOTE!

The tables show sound power level L_{WA} , not to be confused with sound pressure level L_{PA}

Additional equipment

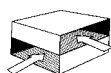
Specifications may be changed without notice



Control panel



Week timer



Summer block



Roof unit



Wall grill



Combi grill