

Heat recovery unit

VX-400 EV



Electrical connection

- Connection to mains supply via 1 m cable and plug for earthed connection
- 4-cores (12V) for signal from remote control panel, if installed. Connection via external plug or alternatively on terminal block in the junction box. Use twin plugs for installation of several control panels.
- 2-cores for potential free signal from separate timer, if installed

- **Flexible installation and simple maintenance**
- **Touch pad controls for user friendly operation from integrated or remote control panel(s)**
- **Automatic defrost function**
- **Built-in filter guard**

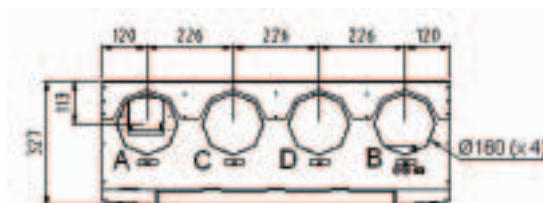

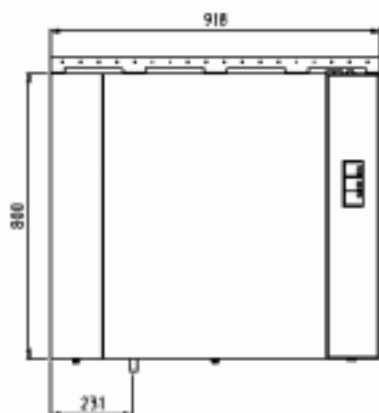
The VX-400 EV is a complete, white painted unit for ventilation of homes and smaller commercial buildings, developed for installation on the wall in laundry room, utility room or similar. The unit is double skinned, fully insulated and with complete control functions, equipped with centrifugal fans for inlet and extract air, cross flow heat exchanger, thermostat operated pre- and re-heater battery and filters. A change-over contact between the pre- and re-heater battery ensures a low power consumption. The heat exchanger block can be replaced by a summerblock in periods when heat recovery is not required.

The unit can be operated from integrated or remote control panels, type CE. The CE control panel is elegant, functional and easy to operate, with handy buttons for choice of airflow and supply air temperature. Discreet lamp indicators show chosen settings, electrical heater battery/defrosting in operation and time for filter change. Commissioning of airflow on normal ventilation, choice of service intervals between filter changes and override of separate timer, if installed, can also be made from the control panel. Alarm menu will show possible operation malfunctions. Right and left hand models give flexible installations and simpler duct systems.

VX-400 EV

Voltage/frequency	V/Hz	230-240 / 50
Phases	~	1
Motors	W	2 x 138
Pre-heater	W	1670
Re-heater	W	1670
Fuse	A	10
Net weight / incl. packing	kg	50/54
Filter, inlet	bag	EU7
Filter, extract		Aluminium

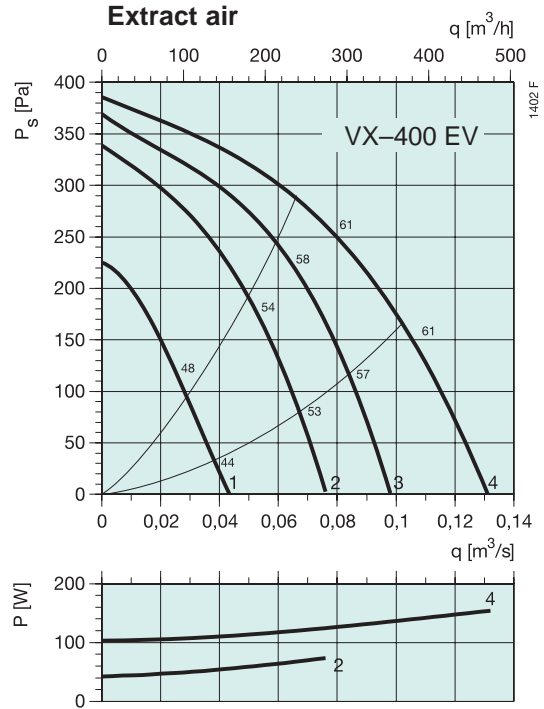
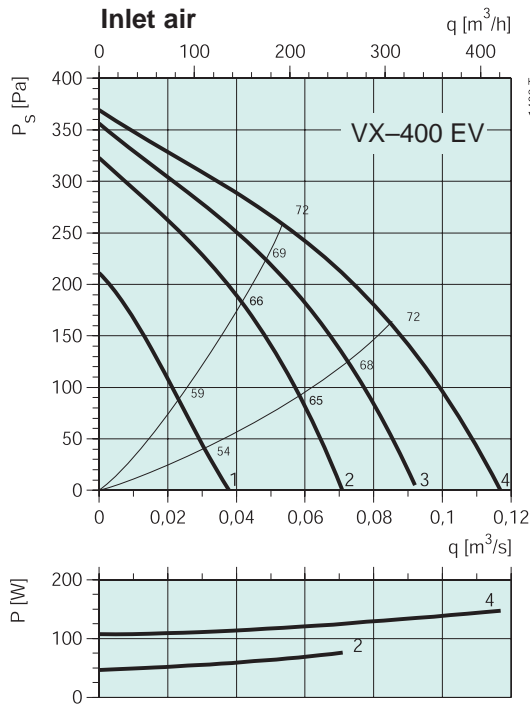
Right hand model (R)



- A Exhaust air
- B Supply air
- C Fresh/outdoor air
- D Extract air
- E Condensate drain

Capacity diagram

The diagram shows available pressure to duct



VX-400 EV

Inlet

L_{WA} outlet, dB(A)	Tot	Octave band, Hz							
		63	125	250	500	1k	2k	4k	8k
4 max, 230 V	69	54	61	64	64	60	59	54	48
3 normal high, 160 V	68	51	59	62	63	59	56	52	46
2 normal low, 130 V	64	48	56	59	59	55	52	47	41

Extract

L_{WA} outlet, dB(A)	Tot	Octave band, Hz							
		63	125	250	500	1k	2k	4k	8k
4 max, 230 V	60	46	49	57	56	46	46	37	31
3 normal high, 160 V	56	35	45	53	52	42	40	31	19
2 normal low, 130 V	54	43	46	49	50	42	42	30	21

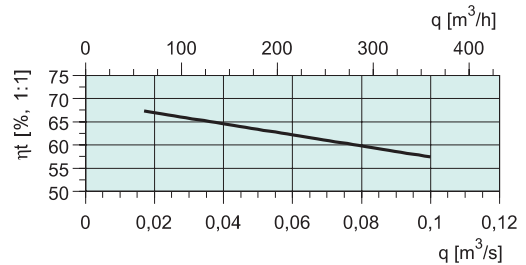
Sound level exhaust ~ supply air, outlet
 Sound level fresh air ~ extract air, inlet

Surroundings

L_{WA} outlet, dB(A)	Tot	Octave band, Hz							
		63	125	250	500	1k	2k	4k	8k
4 max, 230 V	54	32	44	47	47	44	46	44	40
3 normal high, 160 V	52	30	43	46	45	43	43	42	37
2 normal low, 130 V	49	29	41	43	42	40	40	39	33

Temperature efficiency exchanger block

At air ratio 1:1 and air humidity 50%



NOTE!

The tables show sound power level L_{WA} , not to be confused with sound pressure level L_{PA}

Additional equipment

Specifications may be changed without notice

