



VR 300 ECV/B

SAP Appendix Q Approved – SFP 1.5, efficiency 80%

Description

- EC Fans
- Rotating heat exchanger
- Reversible - left or right hand version
- Automatic change normal/summer operation
- No need for condensate drain



The VR 300 ECV/B is a compact unit for ventilation of homes and primarily developed for wall mounted installation but can be installed horizontally e.g. in a false ceiling. The unit is double skinned, fully insulated, equipped with centrifugal fans for supply/extract air, rotating heat exchanger, filters and thermostat operated re-heater battery. VR 300 ECV/B is equipped with large inspection hatches on both sides and is by that means reversible for optimal and simple duct connections. The cooker hood can be connected via duct on the top of the unit if it is placed separate from the kitchen. As an alternative, a cooker hood can be installed directly under the unit. The extract air from the cooker hood is drawn via an integrated bypass duct directly to the extract fan bypassing the exchanger block. The airflow is set from a cooker hood or a separate control switch.

Electrical connection

- Connection to power supply via 1 m cable with earthed plug
- Special contact for connection of control switch or cooker hood

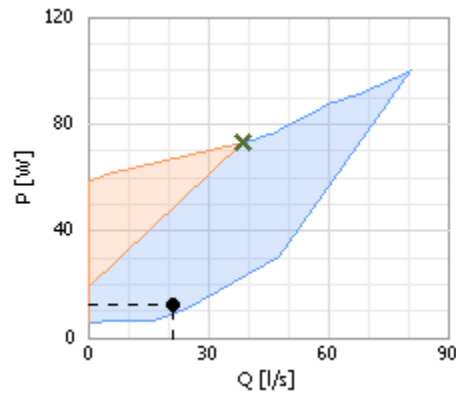
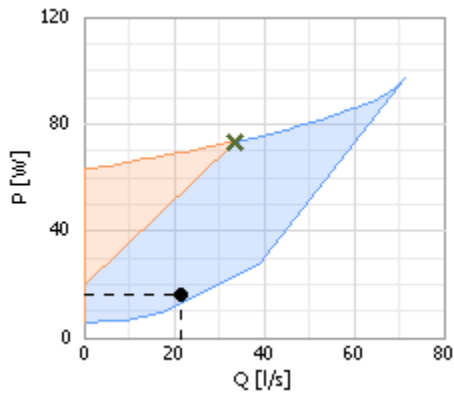
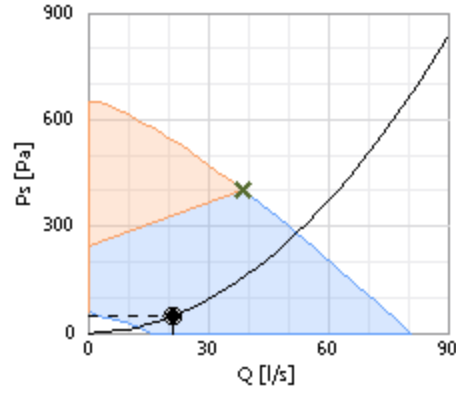
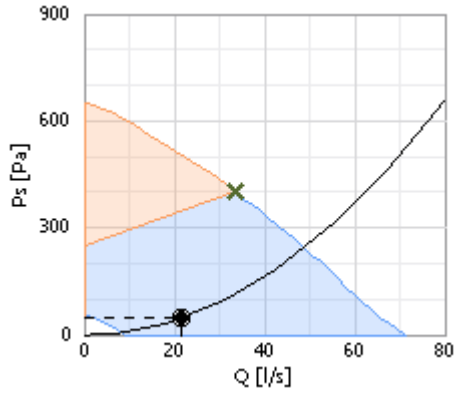
Technical Parameters

Parameter	Value	Unit
Voltage	230	V
Frequency	50	Hz
Phase	1	~
Input power, fan motor(s)	2 x 100	W
Input power, electrical heating battery	1	kW
Fuse	10	A
Enclosure class	24	IP
Weight	45	kg
Filter, supply air	EU7	
Filter, extract air	EU3	

Diagrams

Supply

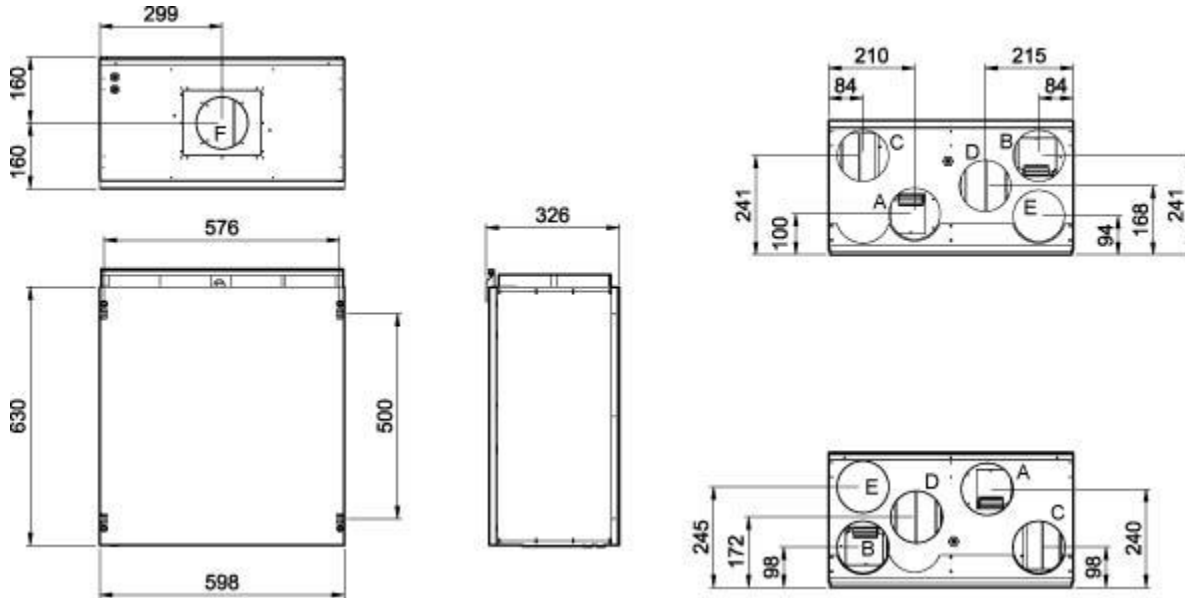
Extract



User selected data

Selected Point ●		Working Point						SFP [kW/m ³ /s]
Q [m ³ /h]	Ps [Pa]	Q [m ³ /h]		Ps [Pa]		P [W]		
		77	47	Supply 77	Extract 77	Supply 47	Extract 47	Supply 15,8

	Mid frequency band								Tot
	63	125	250	500	1k	2k	4k	8k	
Supply dB(A)	51	51	50	54	57	48	40	39	61
Extract dB(A)	36	39	32	37	38	26	18	18	44
Surrounding Lw dB(A)	16	27	28	27	23	17	12	8	33



- A= Supply Air
- B= Exhaust Air
- C= Outdoor Air
- D= Extract Air
- E= Cooker hood (Alt. connection)
- F= Cooker hood

Accessories

Product Code – 4744
 Product Code – 4742
 Product Code – 4741

Controller, MTP 20, for installation flush or on the wall.
 Cookerhood, 251-14, White (EC)
 Cookerhood, 251-14, Steel (EC)